

SWARCO

# McCain PROGRAMMABLE TRAFFIC SIGNAL



The McCain Programmable Traffic Signal is a rugged, high performance, directional traffic signal used to limit signal visibility to specific target areas and increase intersection safety. These 12-inch traffic signals feature a focused and directional beam for precise lane control or to avoid motorist confusion when two intersections are in close proximity. SWARCO McCain, Inc. offers an extensive range of configurations and accessories, including backplates, visors, and signal assemblies to meet all your traffic signal requirements.



## KEY FEATURES AND BENEFITS

- Provides superior visibility
- Reduces accidents and improve traffic flow
- Configurable to meet all needs and specifications
- Protects equipment with weathertight doors and corrosion-resistant aluminum fabrication
- Highly customizable with a full range of accessories

## PRODUCT DESCRIPTION

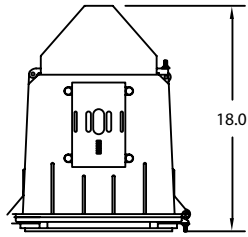
The aluminum McCain Programmable Traffic Signal is modular in design allowing the signal to be assembled in a variety of configurations. Signals are compatible with 115 VAC, three-prong, LED bulbs, and LED assemblies.

Programming is accomplished through the use of a Fresnel lens and a smaller clear lens. Masked-off portions of the smaller lens control which signal each lane sees during approach.

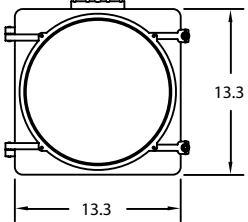
Signal sections can be tilted in two-degree increments for a maximum of ten degrees above and below the horizontal axis while still maintaining a common vertical axis.

# McCain PROGRAMMABLE TRAFFIC SIGNAL

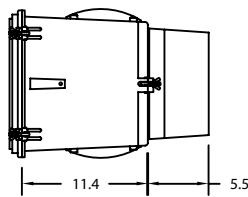
TOP



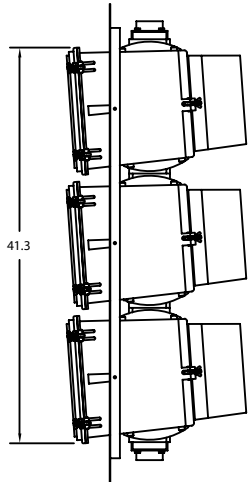
FRONT



SIDE



3-SECTION<sup>1</sup>



## STANDARD FEATURES

- Individual modular sections
- Reinforcing ribs on top and bottom of housings for extra rigidity
- Stainless steel door roll pins and eye bolt/wing nut assemblies
- Moisture proof and dust tight neoprene gasket fitted to the gasket channel cast in the door perimeter
- 5-position, barrier-type terminal block with quick-disconnect terminals on one side of each position and screw clamp terminals on the other side of each position
- 3-prong, PAR-46 lamp secured by a wire ring and a spring load clip
- Acrylic lenses colored to ITE specifications
- Masking kit

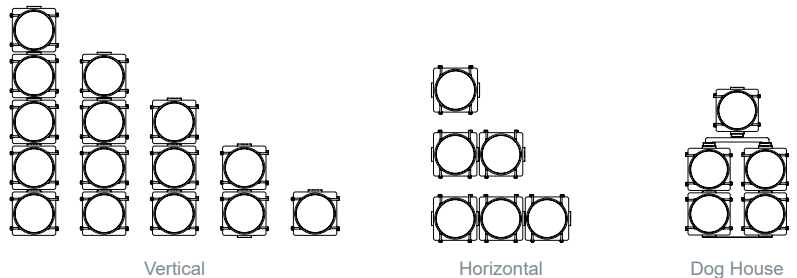
## GENERAL SPECIFICATIONS

Dimensions <sup>2</sup> :	13.3"W x 13.3"H x 18"D
Material:	Housing: Cast aluminum, type 360, reduced corrosion, increased powder coat adhesion Door Hardware: Stainless steel
Finishes:	Powder coated
Colors <sup>3</sup> :	Federal yellow, signal green, black, or custom colors
Light Source:	LED
Access:	Front door (1), rear door (1)
Lamp:	PAR-46, 115 VAC, 150W
Environmental:	Operating temperature: -37°C to +74°C Humidity: 0 to 95% (non-condensing)
Shipping Weight <sup>4</sup> :	23 lbs

## OPTIONS

- Visors
- Backplates
- Mounting preset tilt angles
  - 0° - horizontal mount
  - 4° - standard mount, MAT mount
  - 8° - MAS mount
- Various framework and fittings, orientation, and configurations

## TYPICAL CONFIGURATIONS



<sup>1</sup>Vertical dimensions are an approximation; shown with backplate and 4° tilt

<sup>2</sup>Dimensions for 1-section and rounded to the nearest 0.1"

<sup>3</sup>Depends on style

<sup>4</sup>Varies based on configuration