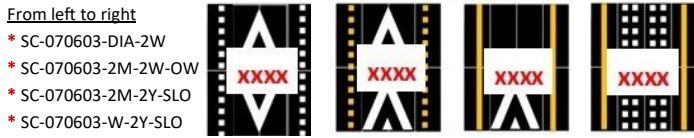
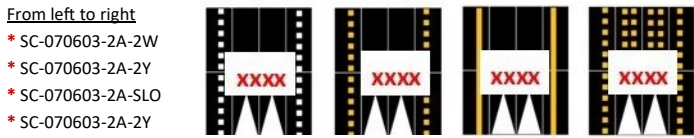

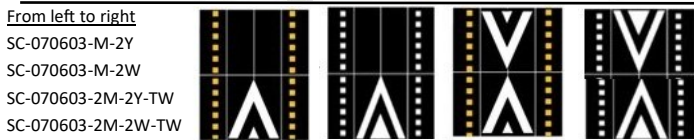

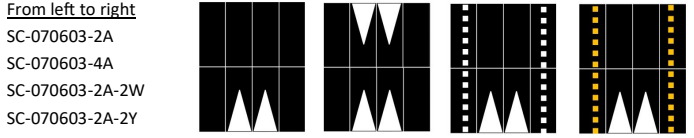




A Division of Logix ITS

**Cushion Examples Shown. Humps & Tables also available in similar patterns**

Standard Series is available in various widths and lengths in creating (SC) Cushions, (SH) Humps and/or (ST) Tables



\* XXXX Non-Stock Item

42" Approach and Exit Ramp

**Cushions** - 3' W, up to 9' W Lengths 7', 10.5', 14', 17.5', 21'  
Height 3"

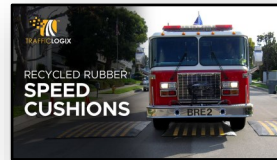
**Humps** - Various Widths Lengths 7', 10.5', 14', 21'  
Heights 3", (4" -14' Length only)

**Tables** - Various Widths Lengths 14', 17.5', 21', 24.5'  
Heights 3", (4" -14' Length only)  
Flat Top any length Parabolic at 4" H (14' Length only)



♦ All modules have patented dual interlocking tongue and grooves.

- ♦ Creates a bond among modules.
- ♦ Increases installed cushion vehicle impact resistance.
- ♦ Enhances long-term stability and product performance.



7' L x 6' W x 3" H Standard Series Cushion Profile Shown

3"



V3 SERIES Cushions - 7'L x 6' W x 3"H

V3 SERIES Humps 7'L x Various Widths Only



7' L x 6' W x 3" H V3 Series Cushion Profile Shown


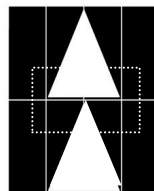
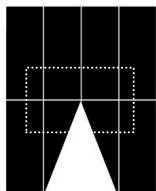
3"



SCV3-070603-TC

SCV3-070603-TB

SCV3-070603-TA



Steeper Approach Angle  
Flat Top Design  
Designed Speed 5 - 8 mph

SCV3-070603-MTC

SCV3-070603-MTB

SCV3-070603-MTA

